

SONATA

William ALBRIGHT
par Géraud ETRILLARD

1er Mouvement :

Q *8^{va}* -----

(8) ○ ● ● ● ● C1

Tc ○ ○ ○ ○ ○

(8) ○ ● ● ● ● C1

Tc ○ ○ ○ ○ ○

(8) ○ ● ● ● ● C1

Tc ○ ○ ○ ○ ○

(8) ○ ● ● ● ● C1

Tc ○ ○ ○ ○ ○

(8) ○ ● ● ● ● C1

Tc ○ ○ ○ ○ ○

(*8^{va}*) -----

(8) ○ C4 ○ C2 ○ C1 ● C1

C3 ○ Tc ○ ○ ○

(8) ○ C4 ○ C2 ○ C1

C3 ○ ○ ○

2ème mouvement

4ème de (C)

(8) ⊗ ○ ○ ○ G#

Ta ○ Ta ○ Tc ○

(8) ⊗ ○ ○ ○ G#

Ta ○ Ta ○ Tc ○

(8) ⊗ ○ ○ ○ G#

Ta ○ Ta ○ Tc ○

(8) ○ ○ ○ ○ G#

Ta ○ Ta ○ Tc ○

(doigté "bas" pour la nuance *p*)

4ème de (H)

8va

Diagram illustrating the fingering for the 4th measure of exercise H. The diagram shows fingerings for the 8th finger (circled 8) and the thumb (Tc) across various fret positions (C1, C2, C3, C4, C5) and string positions (Eb, Tc). The diagram includes the word "ou" indicating alternative fingerings.

3ème mouvement

6ème de (B)

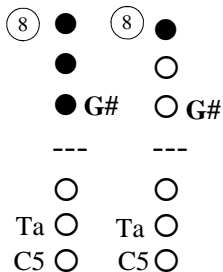
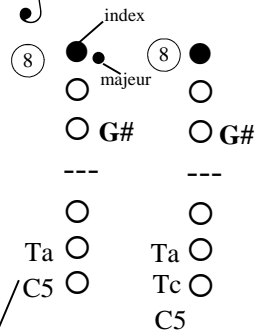

Diagram illustrating the fingering for the 6th measure of exercise B. The diagram shows fingerings for the 8th finger (circled 8) and the thumb (Tc) across various fret positions (B, +/- C).

4ème de (D)

Diagram illustrating the fingering for the 4th measure of exercise D. The diagram shows fingerings for the 8th finger (circled 8), the thumb (Tc), and the index finger (index) across various fret positions (G#, Ta, C5) and string positions (majeur, annulaire, (-Tc)).

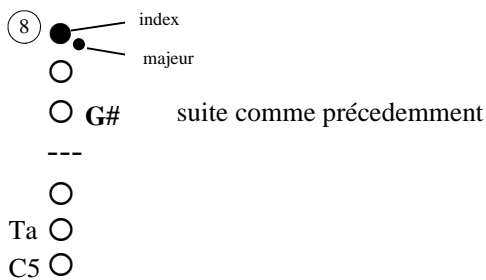
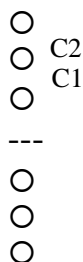

(décaler la main droite : majeur sur Ta et annulaire sur C5 afin de pouvoir triller Tc avec l'index)

3ème de (F)



suite comme précédemment

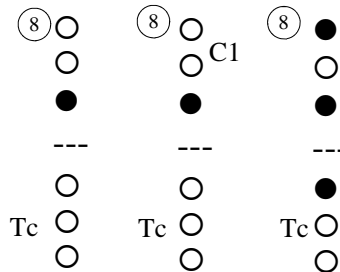
(décaler la main droite : majeur sur Ta et annulaire sur C5 afin de pouvoir triller Tc avec l'index)



suite comme précédemment

2ème de (H)

wild!



SONATA
William ALBRIGHT

8	●	8	○
○	○	○	○ C1
●	●		
---	---		
●	●		
○ Tc	○ Tc		
○	○		

8^{va}-----

8	⊗	8	○	8	⊗	8	⊗
○	○	●	○	○	○	○	○
○ G#	○ G#	○ G#	○ G#				
---	---	---	---				
●	○	○	○				
○ Ta	○ Ta	○ Ta	○ Ta				
○	○	○	○				

(J)

8	●	8	●	8	●	8	●
●	○	○	○	○	○	○	○
●	○	○	○	○	○	○	○
---	---	---	---	---	---	---	---
●	○	○	○	○	○	○	○
○ G#	○ G#	○ G#	○ G#				
○	○	○	○	○	○	○	○
○ Ta	○ Ta	○ Ta	○ Ta	○	○	○	○ Tc
○ C5	○ C5	○ C5	○ C5	○	○	○	○ Ta
							○ C5

(dans une nuance *p*)

Arpèges du Recitatif

5

●	○
○	○
○	○
---	---
●	●
Ta ○	Ta ○
C5 ○	C5 ○

Arpèges du Recitatif

5

⑧ ●	⑧ ○
○	○
●	○
---	---
●	○
Ta ○	Ta ○
● ou (○)	○